

- A total of 1,720 new companies were incorporated in the third quarter, an increase of 294 year-on-year. Total value of registered capital fell by 80.5% to MOP105 million.
- Capital from Macao totalled MOP66 million, accounting for 62.6% of the total. Capital from Hong Kong amounted to MOP17 million. Mainland China contributed MOP12 million in capital, of which 57.4% came from the Mainland cities in the Greater Bay Area.
- Companies in dissolution totalled 165 and the value of registered capital of these companies amounted to MOP64 million. At the end of the third quarter, total number of registered companies was 75,095, an increase of 4,852 from a year earlier.

Newly incorporated companies by industry

Industry	Current quarter		Cumulative	
	No.	Capital ('000 MOP)	No.	Capital ('000 MOP)
Total	1 720	104 732	4 158	464 454
Wholesale & Retail Trade	646	52 280	1 621	120 744
Business Services	417	16 588	1 024	96 218
Construction	221	10 485	403	21 211
Transport, Storage & Communications	90	4 087	211	27 609

Newly incorporated companies by value of registered capital

Capital (MOP)	Current quarter		Cumulative	
	No.	Capital ('000 MOP)	No.	Capital ('000 MOP)
< 50 000	1 376	35 581	3 293	84 817
50 000 – 99 999	102	5 467	240	12 978
100 000 – 499 999	213	25 772	529	61 007
500 000 – 999 999	21	11 912	59	35 822
≥ 1 000 000	8	26 000	37	269 830

Newly incorporated companies with capital from mainland China

Province or municipality	Current quarter		Cumulative	
	No.	Capital ('000 MOP)	No.	Capital ('000 MOP)
Total	152	11 845	437	35 916
Mainland Cities in Greater Bay Area	100	6 802	261	15 879
Wholesale & Retail Trade	40	3 123	102	7 535
Information & Related Activities	9	1 186	26	2 042
Business Services	25	993	69	3 155
Beijing	14	346	49	2 105
Shanghai	6	188	29	6 416

Historical data of the third quarter

	2016	2017	2018	2019
Newly incorporated companies	1 087	1 250	1 420	1 426
Registered capital ('000 MOP)	123 906	116 006	253 716	535 958
Companies in dissolution	163	160	172	225
Capital in dissolution ('000 MOP)	29 540	32 982	59 288	44 578

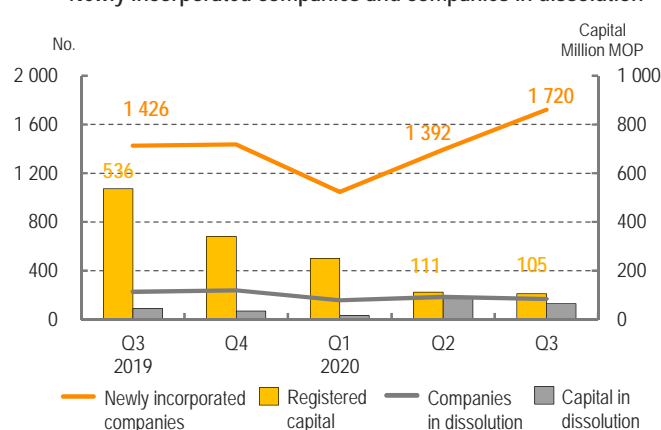
Symbols and Abbreviations:

'000 Thousand MOP Macao Pataca

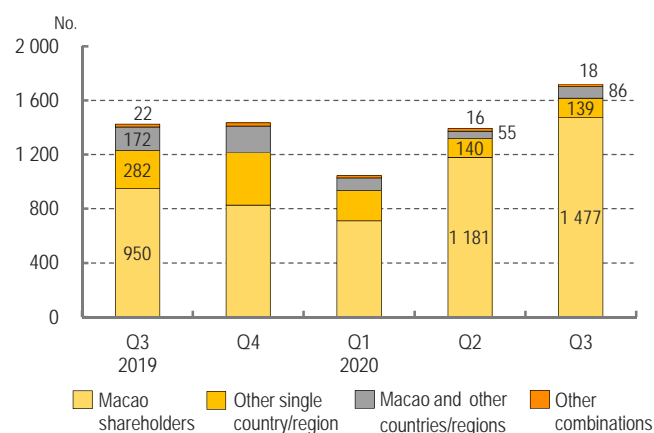
Source of data: Commerce and Movable Property Registry

Alameda Dr. Carlos d' Assumpção No. 411-417, Dynasty Plaza, 17th floor, Macao Tel: (853) 8399 5311 Fax: (853) 2830 7825 E-mail: info@dsec.gov.mo
Official Statistics. Reproduction of these data is allowed provided the source is quoted.

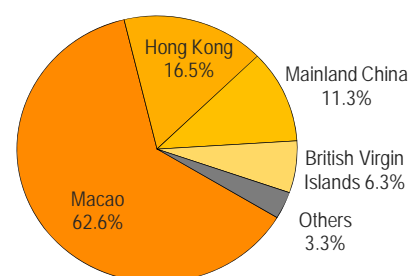
Newly incorporated companies and companies in dissolution



Combination of shareholders of newly incorporated



Origin of capital of newly incorporated companies



For additional information:

<http://www.dsec.gov.mo/e/company.aspx>