

- Number of newly incorporated companies increased by 101 year-on-year to 1,537 in the fourth quarter, while total value of registered capital fell by 58.1% to MOP142 million. Macao contributed MOP76 million to the capital of newly incorporated companies, accounting for 53.4% of the total. Capital from Hong Kong amounted to MOP34 million. Capital from mainland China totalled MOP29 million, of which 48.9% came from the Mainland cities in the Greater Bay Area.
- Companies in dissolution totalled 182 and the value of registered capital amounted to MOP80 million. At the end of 2020, number of registered companies in Macao totalled 76,451.
- For the whole year of 2020, a total of 5,695 new companies were incorporated, a decrease of 445 year-on-year; total value of registered capital fell by 85.8% to MOP607 million.

### Newly incorporated companies by industry

Industry	Current quarter		2020	
	No.	Capital ('000 MOP)	No.	Capital ('000 MOP)
Total	1 537	142 378	5 695	606 832
Wholesale & Retail Trade	595	45 546	2 216	166 290
Business Services	401	45 455	1 425	141 673
Real Estate	94	6 525	297	21 953
Construction	138	6 356	541	27 567

### Newly incorporated companies by value of registered capital

Capital (MOP)	Current quarter		2020	
	No.	Capital ('000 MOP)	No.	Capital ('000 MOP)
< 50 000	1 194	30 789	4 487	115 606
50 000 – 99 999	99	5 400	339	18 378
100 000 – 499 999	207	24 631	736	85 638
500 000 – 999 999	22	14 959	81	50 781
≥ 1 000 000	15	66 600	52	336 430

### Newly incorporated companies with capital from mainland China

Province or municipality	Current quarter		2020	
	No.	Capital ('000 MOP)	No.	Capital ('000 MOP)
Total	291	29 379	728	65 295
Mainland Cities in Greater Bay Area	206	14 353	467	30 232
Wholesale & Retail Trade	109	7 943	211	15 478
Business Services	38	2 722	107	5 876
Information & Related Activities	15	489	41	2 531
Beijing	19	6 318	68	8 423
Shanghai	11	371	40	6 787

### Historical data of the fourth quarter

	2016	2017	2018	2019
Newly incorporated companies	1 047	1 226	1 360	1 436
Registered capital ('000 MOP)	347 376	596 796	276 911	339 714
Companies in dissolution	193	225	208	239
Capital in dissolution ('000 MOP)	510 514	27 376	226 389	33 437

Symbols and Abbreviations:

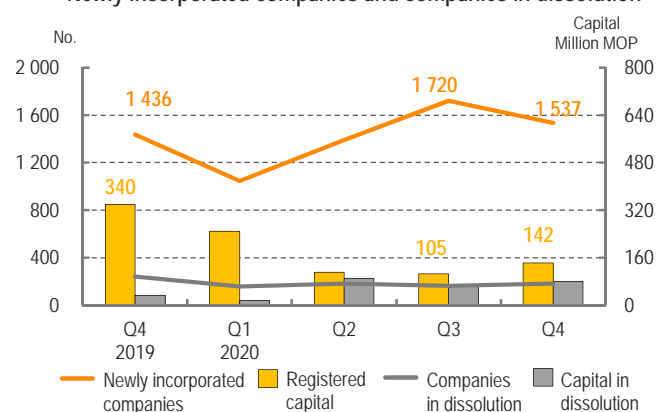
'000 Thousand MOP Macao Pataca

Source of data: Commerce and Movable Property Registry

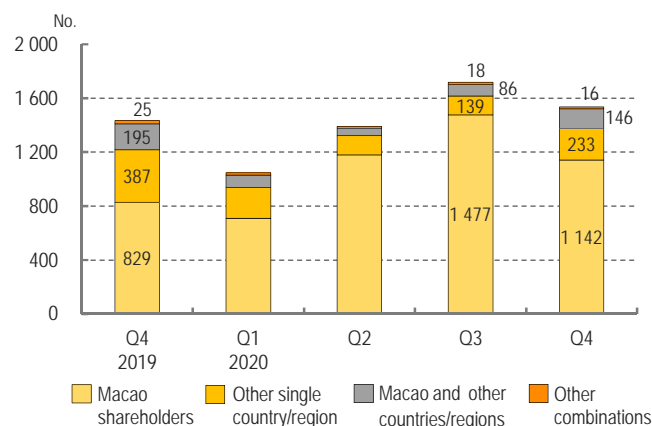
Alameda Dr. Carlos d' Assumpção No. 411-417, Dynasty Plaza, 17th floor, Macao Tel: (853) 8399 5311 Fax: (853) 2830 7825 E-mail: info@dsec.gov.mo

Official Statistics. Reproduction of these data is allowed provided the source is quoted.

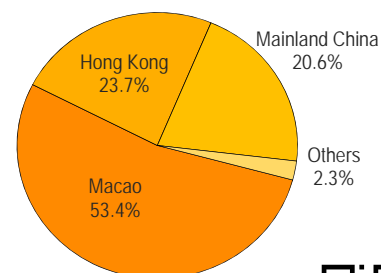
### Newly incorporated companies and companies in dissolution



### Combination of shareholders of newly incorporated



### Origin of capital of newly incorporated companies



For additional information:

<http://www.dsec.gov.mo/e/company.aspx>